

DC-250T-DL

High Productivity ! Stable Structure !

Specifications 規格 :

CLAMPING	鎖模	單位 (Unit)	DC-250T-DL		
Clamping force	鎖模力	Ton	250		
Die platen dimensions	模板尺寸	mm	880 x 880		
Distance between tie bars	繫桿間隔	mm	570 x 570		
Tie bar diameter	繫桿軸徑	mm	110		
Clamping capacity (Max.)	夾模容量 (最大)	mm	600		
Clamping capacity (Min.)	夾模容量 (最小)	mm	300		
Die stroke	開模行程	mm	380		
INJECTING		射出			
Injecting force	射出力	Ton	13.6~27.2		
Pressure boost	增壓力	Rate	1:2		
Injecting stroke	射出行程	mm	420		
Plunger tip penetration	射出突出量	mm	150		
Injecting position	射出位置	mm	0-125		
EJECTING		押出			
Ejecting force	押出力	Ton	14		
Ejecting stroke	押出行程	mm	0~80		
CORE		中子			
Solenoid valve	中子電磁閥	Pcs	中子 1 3/8" x 1 ; 中子 2 3/8" x 1		
Oil outlet	油管取出口	set	PT 中子 1 3/4" x 2 ; PT 中子 1 3/4" x 2		
ELECTRICAL		電氣			
Motor	馬達容量	HP	25		
Die adjustment motor	調模馬達	HP	1		
CASTING ABILITY		壓鑄能力	250T		
Plunger diameter (mm)	柱塞直徑	50	60	70	
Casting pressure (kgf/cm ²)	鑄造壓力	691~1376	480~955	353~702	
Casting area (cm ²)	鑄造面積	362~182	521~262	708~356	
Casting Volume (ℓ)	鑄造容積	0.618	0.890	1.212	
Shot weight (kg)	鑄造重量	1.61	2.31	3.15	

- Specifications and design characteristics are subject to change without prior notice.
- 本公司對產品規格，設計特性均不斷研究改進，上述規格若有變更，恕不另行通知。

CH 金賢發機械有限公司
CHIN HSIEN FA MACHINERY CO., LTD.

公司: 新北市新莊區思源路94巷17號
 Office: No.17, Ln. 94, Siyuan Rd., Xinzhuang Dist., New Taipei City 242, Taiwan.
 TEL: 886-2-2991-1949 FAX: 886-2-2276-3697

台中廠: 台中市神岡區庄前路74-5號
 Factory: No.74-5, Zhuangqian Rd., Shengang Dist., Taichung City 429, Taiwan
 TEL: 886-4-2561-3266 FAX: 886-4-2561-3154
 E-mail: chf@chf-diecast.com.tw

07.2013 / 2000 03-01BE/IS Sunway 04-2322 7907



CHIN HSIEN FA
Cold Chamber Die Casting Machine
 鋁合金冷室壓鑄機

CH 金賢發機械有限公司
CHIN HSIEN FA MACHINERY CO., LTD.

DC-250T-DL Cold Chamber Die Casting Machine 鋁合金冷室壓鑄機

High Productivity! Stable Structure!
高產能! 結構穩定!

The DC-250T-DL die casting machine from Chin Hsien Fa is designed with 250 tons of clamping force and 880 x 880 mm of die platen. This machine is equipped with a multi-function human-machine interface controller, allowing for easy operation and higher accuracy. It's your best choice in die casting operations.

金賢發 DC-250T-DL 壓鑄機，具有 250 噸鎖模力，適用模板尺寸 880 x 880 mm。本機搭載多功能人機介面控制，操控簡易，高精度。是壓鑄作業的最佳選擇。



Human Machine Interfacing Control Personified Control! Easy to operate!

The Chin Hsien Fa DC-250T-DL die casting machine is equipped with a well-planned human-machine interfacing controller. With the use of colorful touch-screen, all parameters are set conveniently and accurately. The screen provides Chinese and English display conversion.

人機介面控制器 人性化! 操控簡易!

金賢發DC-250T-DL壓鑄機，配備精心規劃的人機介面控制器。採用彩色觸控螢幕。所有參數設定方便、精準。具有中、英文畫面顯示。

- Ejection mechanism is equipped with a potentiometer.
- Ensure higher positioning accuracy.
- 押出機構附電位計。
- 使定位精度更為精準。



- Die clamping mechanism is equipped with a potentiometer.
- Ensure higher positioning accuracy.
- 鎖模機構附電位計。
- 使定位精度更為精準。



- Injection unit is equipped with a magnetic scale, featuring high accuracy without backlash.
- 射出機構裝置非接觸式磁性尺，精準無背隙。



Die Clamp/Unclamp Display
• This display allows the operator to set moving speed at various positions in its entire die clamp/unclamp travel.

開關模畫面

- 可設定開關模全行程中各點之速度。

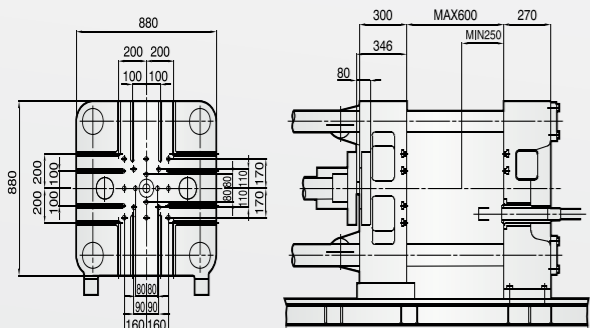


Injection Setting Display
• The display is used for setting high/low speed at various position for the injection unit.

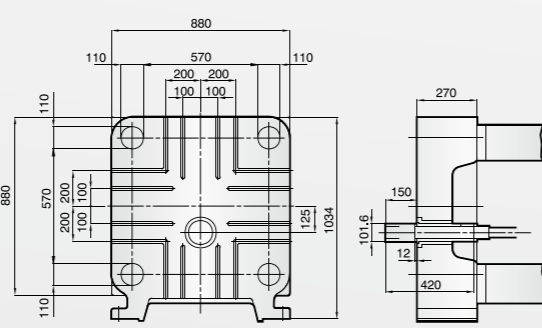
射出設定畫面

- 提供射出機構各點高/低速度之設定。

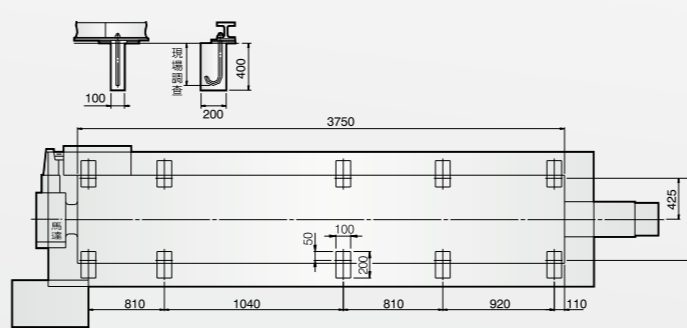
DIE PLATEN DIMENSION 模板押出關係圖



INJECTING DIMENSION 射出關係尺寸圖



ANCHORING DETAIL 基礎圖



Peripheral Equipment On-line Control Display
• The display provides on-line control functions for various automated peripheral equipment. Such as: Automatic ladle / Automatic sprayer / Automatic extractor

周邊設備連線控制畫面

- 此畫面提供各種自動化週邊設備之連線控制功能。包括：給湯機 / 噴霧機 / 取出機



Error Message Display
• During machine operation, if abnormal motion occurs, the operator may check the abnormal condition on the error message display.

異常訊息畫面

- 機器操作中如果發生異常現象，操作者可進入異常訊息畫面查詢異常情況。